

School-wide PBS

Acknowledgment
System

Examples

Pawsome Awards


Procedures for Use

1. A staff member observes a student who displays one of the behaviors outlined on the expectations matrix.
 2. The staff member hands a completed Pawsome Award to the student **while complimenting the student, linking the behavior to a school rule (...You were being very respectful when you...) and identifying the behavior that earned the Pawsome Award.**
 3. The student keeps the white copy to take home and places the yellow copy in his/her classroom's receptacle promptly.
 4. Each Friday, the teacher/student/volunteer for that classroom counts the number of Awards for the entire class. The teacher then draws 3 names from the receptacle. Those students will choose a prize from the Pawsome bag. (prizes will be supplied and replenished by Mrs. L)
 5. All Pawsome awards for that week are sent to the office to be tallied for each student on a cumulative record sheet. **Highlight and place on the top of the pile the Awards of the three selected students.** These students will be recognized on the following week's K-5 news broadcast.
 6. At the end of the month, 20 Pawsome Awards will be randomly pulled from the collected awards for that month. The names of the students selected are announced on the first Friday of the month on K-5, and they report to the office for their prize immediately following the news.
 7. All of the Awards for that month are then added to the school-wide, cumulative "doghouse."
- School-wide goals will be set by the Pawsome Team. As each goal is reached the staff can reward the students with some kind of "big activity!"**

Bright Spot

I was spotted being

- safe
- respectful
- responsible



Name: _____


Teacher

KC KR 1B 1K 1E 2F 2S 2K 3B 3E 3A

Bright Spot

I was spotted being

- safe
- respectful
- responsible



Name: _____


Teacher

KC KR 1B 1K 1E 2F 2S 2K 3B 3E 3A

Bright Spot

I was spotted being

- safe
- respectful
- responsible



Name: _____


Teacher

KC KR 1B 1K 1E 2F 2S 2K 3B 3E 3A

Bright Spot

I was spotted being

- safe
- respectful
- responsible



Name: _____


Teacher

KC KR 1B 1K 1E 2F 2S 2K 3B 3E 3A

Bright Spot

I was spotted being

- safe
- respectful
- responsible



Name: _____


Teacher

KC KR 1B 1K 1E 2F 2S 2K 3B 3E 3A

Bright Spot

I was spotted being

- safe
- respectful
- responsible



Name: _____

Teacher

KC KR 1B 1K 1E 2F 2S 2K 3B 3E 3A

POSITIVE REINFORCEMENT

WE HAVE DEFINED OUR EXPECTED STUDENT BEHAVIORS.
WE HAVE TAUGHT OUR EXPECTED STUDENT BEHAVIORS.

NOW... WE WILL ENCOURAGE THOSE BEHAVIORS THROUGH
POSITIVE REINFORCEMENT

REINFORCEMENT NEEDS TO OCCUR ON VARIOUS LEVELS:

- Individual
- Classroom
- Grade Level
- School
- Home

WE NEED TO MAKE PLANS TO:

- Communicate with parents
- Display Achievements / Provide Public Recognition
- Plan for re-teaching and provide MORE encouragement during the hot spots of the year.

Individual Level:

- Verbal Praise
- PAWsome Awards

Classroom Level:

- Verbal Praise
- Weekly Drawing (3 st.)
- Extra Recess
- And...

Grade Level:

- Verbal Praise
- PAWsome Parties



School Level:

- PAW Tracker
- Monthly Drawing (20)
- Awards
- Surprises

FOR ALL OUR KIDS WE WANT OUR KIDS TO WIN

What is the positive system about?

On a daily basis, a student can earn "Thank You" tickets. Students earn a Thank You ticket when they are being caught being **Safe, Respectful and/or Responsible** by a staff member (see matrix for examples). There will be many instances that a student will receive verbal praise instead of a Thank You ticket. The Thank You ticket will be given by all staff members so as to have more impact.

All staff have the opportunity to hand out Thank You tickets. This is a school-wide effort to positively reinforce student's behavior.

Thank You tickets are designed to be user friendly. They are small enough to fit in your pocket and will only take a quick moment to fill out.

How does the process work?

1 - During a school week, each staff member will have the opportunity to hand out up to 10 Thank You tickets to students. Handing out Thank You tickets is not limited to the students in a classroom. The opportunity exists to positively acknowledge a student's behavior in all areas of the school.

All students should hear from the staff: "If I had all the money in the world, I would buy a personal assistant for each of you! That assistant would be there to notice all the times you are responsible, respectful, and/or safe and would be able to let me know. I just am not able to do that! So I'll try my best to notice you. But you can't let me know; that's my job."

2- Giving a Thank You ticket is easy. When you see a student whom you decide deserves a Thank You ticket, simply follow these two easy steps:

- A. Fill out the Thank You ticket with the student's name and your signature (legibly!)
- B. Hand the Thank You ticket to the student and quickly explain why he/she is receiving a Thank You ticket by linking it directly to one of the 3 school rules.
- C. Students may not solicit tickets for themselves or for others.

3- A student who receives a Thank You ticket should hold on to the ticket until an appropriate time when he/she can stop by the library and drop it in the piñata. Staff can remind students to drop off tickets but ultimately the students are responsible for dropping off their own tickets. There are two different piñatas in which to drop the tickets: one for grades K-3 and another for grades for 4-8.

4- Each Friday, 10 names will be drawn, five from each piñata, by Ms. Schock or Mrs. Collier. These 10 students will be called down to the principal's office. Each student will have the opportunity to share with the administrator why they received the ticket. They will also get to pick an "opportunity" from the opportunity box. The opportunity box will have several selections for the students to choose from, either a coupon for a special privilege or a small item.

Students will also sign a triangle to glue to the large triangle poster on the wall outside Ms. Schock's office as a visual reminder of students who have been recognized for behavior that's safe, responsible, and/or respectful.

When students put tickets in the piñatas in the library, the tickets will remain in the piñata for the month. At the end of the month, all tickets will be counted and dumped into the larger, clear container. It will be centrally located and visible to all.

5-Periodically, there will be drawings from the big container for larger items such as a school t-shirt, etc.

Why would you collect data?

1 - To chart and contrast the number of positive rewards given out with the number of Minor/major discipline problems.

2- Monthly, the school board is presented with the number of infractions from WGS and we would like to add the number of positive rewards given to students.

How is communication going to be handled?

1- Ms. Schock will present the Effective Behavior Support Program to parents at the information night on September 2, 2004.

2- Staff will be trained during the in-service week prior to the start of school.

3- The Effective Behavior System (EBS) committee will have a suggestion box where staff are welcome to make suggestions to the committee. Suggestions will be reviewed monthly during EBS committee meetings.

What could go wrong?

- Thank You tickets could be given out for the wrong reasons (ex. they don't fit the expectations)
- Thank You tickets are forgotten about and not given out
- Rewards are not things/opportunities that students enjoy or care about
- Students could pester staff about receiving Thank You tickets

Other Positive Recognition Opportunities for Students at WGS

1 - Student of the Month:

Teaching staff will have the opportunity to choose one or two students to receive the Student of the Month award each month. At the beginning of the month, teaching staff will receive a slip of paper in the mail boxes that should be filled out with the selected child's name and returned to Laurie no later than the 15th of each month. The current month's name will only be taken. Teachers are provided with a school year list to be able to keep track of names of students that have been given the award for their personal information.

2- Attendance Awards:

Each month, attendance awards will be given out to students who fit the following criteria: Perfect attendance (present at school full days all month) and with minimal tardies.

EBS – Opportunity Box

Grades K-5

Stuff

Pencils
School supplies
Gel pens
Treats
Magnifying glass
Stickers
Playing cards
Zipper pulls
Ice cream
Toothbrush / paste
Travel kit

Coupons

Sit with a friend at lunch
First in line for the day
Use the teachers' chair for the day
Assist in another classroom
Chalkboard time / 15 min.
Computer time / 15 min.
Gum in class
Teacher - positive call home
Class joke / skit
Read aloud to the class
Extend recess - 5 min for one day
Free recess with two friends
Special lunch with friend
Switch classroom jobs
Trade desks with another student

Grades 6-8

Stuff

Candy
Gum
Magnetic locker stuff
School supplies
Key rings
Zipper Pulls
Lanyards
Playing cards
Books
Small spirals / journals

Coupons

Catered lunch with three friends
**One daily assignment cut in 112
**Free assignment pass
Computer / library time
** Asst. in K-5 class - 30 min.

Business coupons:

Subway
McDonalds
Pool
Movie
Burger King
Fultanos
Pizza Hut
Arcade

** With teacher permission

Possible larger opportunities: School t-shirts or buttons

Possible sources of \$\$ -

PATHS
Title 4
Donations

BRAVO! TICKETS

The BRAVO! Ticket Program is a school-wide reward program that has the following attributes:

Whole school reward system

Staff distributes tickets. Each staff member will receive his or her own packet to distribute

- Students earn tickets by being 'caught being good particularly with regards to school rules
- Teachers collect tickets in containers
- Winners are drawn monthly at a school wide "quick" assembly
- Teachers may have weekly drawings in their classroom
- Sample prizes may include: erasers, pencils, stickers or other school supplies (no candy or gum)
- The names of the Monthly drawings will be posted publicly

**Willow Oaks School
Bravo Award**

- ___ You are safe
- ___ You are respectful
- ___ You are responsible



Name _____

Teacher _____

**Willow Oaks School
Bravo Award**

- ___ You are safe
- ___ You are respectful
- ___ You are responsible



Name _____

Teacher _____

**Willow Oaks School
Bravo Award**

- ___ You are safe
- ___ You are respectful
- ___ You are responsible



Name _____

Teacher _____

**Willow Oaks School
Bravo Award**

- ___ You are safe
- ___ You are respectful
- ___ You are responsible



Name _____

Teacher _____

**Willow Oaks School
Bravo Award**

- ___ You are safe
- ___ You are respectful
- ___ You are responsible



Name _____

Teacher _____

**Willow Oaks School
Bravo Award**

- ___ You are safe
- ___ You are respectful
- ___ You are responsible



Name _____

Teacher _____

**Willow Oaks School
Bravo Award**

- ___ You are safe
- ___ You are respectful
- ___ You are responsible



Name _____

Teacher _____

**Willow Oaks School
Bravo Award**

- ___ You are safe
- ___ You are respectful
- ___ You are responsible



Name _____









Teacher _____

REWARDS AND INCENTIVES

If you give out incentives, you know that middle school students get bored with some of the incentives that they loved in elementary school. So what's the solution? Get creative. Some of the ideas below won't even cost anything. (Free? Free? Did she say FREE?) Give the students variety. Change your rewards every so often, or put them in a basket and let the students choose.



- Create coupons that allow the student one extra day to complete a homework assignment. This will help take care of the minor emergencies that cause middle school students to forget about homework.
- If you order from Scholastic or Troll book clubs, use your free points to buy books that the students will enjoy taking home. Give these out for large rewards. Or reward the students with points and let them buy the books once they have accumulated enough points. At Christmas, they sometimes run specials where you can buy coupons for 95 cents that the students then use to order books.
- Reward the students with lunch from a local fast food restaurant. The students can still pay for the lunch, but you can get a parent volunteer to go get the order and deliver it for you. It would be easiest to do all of the rewards on one day of the week or month.
- Reward the students with a pizza party. Once you have awarded enough students for one or two pizzas, do the actual party. The students can still pay for their lunch. You can provide the soft drinks. If you let the students eat in the cafeteria, they will attract attention. Perhaps you could place a sign on the table indicating why they were allowed to have pizza.
- Use your computer to create coupons that the students can use for free test answers, half off a homework assignment, a guaranteed "A" on a quiz, etc. You'll have to set limits as to how they can be used, but I promise the students will love this idea. I created coupons that give students a choice: 1 pencil, 10 sheets of paper, or 10 index cards.
- Check with your local fast food restaurants for free food coupons. Many of the larger chains have these on hand just for teachers.

-  Put a sticker of the student's first initial on a good paper. Put both initials on a great paper. (Even my 8th grade boys put the stickers on their notebooks and lockers. The one year I taught 9th grade, the boys were begging the girls for stickers that matched their initials so they could wear them on their football uniforms.)
-  Use your computer to create free early dismissal or late arrival passes. (Get this approved by your principal first.)
-  Give out sports cards. If you buy them in quantity, they are cheaper. Also, sometimes you can get these by writing the teams and asking for some. Occasionally you can even get them autographed.
-  Check with the local video and electronic game rental stores. Sometimes you can get free rental coupons. Be sure to tell the manager why you want the coupons.
-  Check with the local movie theaters. They sometimes give out free movie passes. (Don't forget to mention you are a teacher.)
-  Order a supply of pencils or pens with special messages. They are usually cheaper if you buy in bulk.
-  Use your computer to create dollars or tickets. (Tie the name to your team name or school mascot--Hawk Bills, Scholar Dollars, Blue Bucks.) When you give these out, the students will need to save them until the end of the quarter, semester, or year. At the end of the specified time, let the students spend their dollars in a store that is supplied with goodies. (Some of the other ideas will work as the goodies.) The actual cost of the goodies will be higher, but you will need fewer. An alternative to the students saving the actual dollars is to set up a bank with an account for each student. (There's a great math lesson here.)
-  Oriental Trading can supply you with pencils, candy, and incentives of all kinds.

Blosser

GOLDEN TICKET

PRESENTED TO: _____

ISSUED BY: _____ ON: _____



SAFE RESPECTFUL RESPONSIBLE YOURSELF

Blosser

GOLDEN TICKET

PRESENTED TO: _____

ISSUED BY: _____ ON: _____



SAFE RESPECTFUL RESPONSIBLE YOURSELF

Blosser

GOLDEN TICKET

PRESENTED TO: _____

ISSUED BY: _____ ON: _____



SAFE RESPECTFUL RESPONSIBLE YOURSELF

Blosser

GOLDEN TICKET

PRESENTED TO: _____

ISSUED BY: _____ ON: _____



SAFE RESPECTFUL RESPONSIBLE YOURSELF